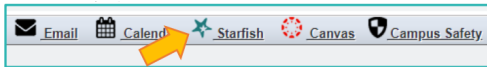


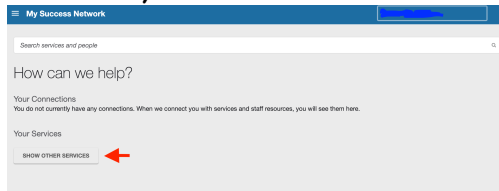
How to Book an Appointment with a Career Counselor in Starfish:

1. Sign in to Pipeline (pipeline.sbcc.edu)

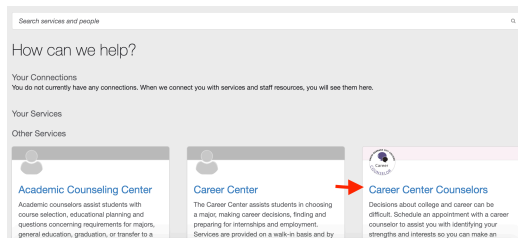
2. Click on the Starfish Icon



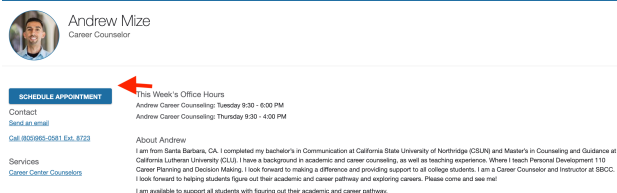
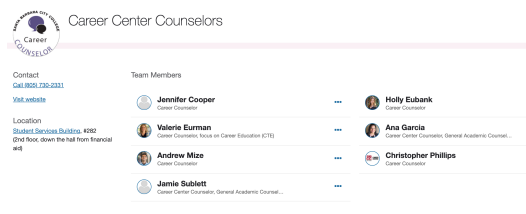
3. Go to "My Success Network"



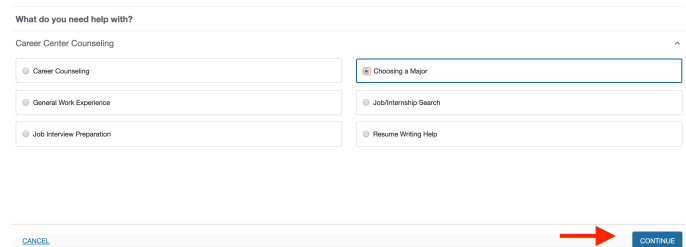
4. Click on "Show Other Services" and then Click on "Career Center Counselors"



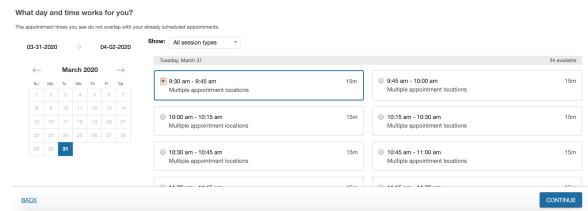
5. Choose the Counselor you would like to meet with and click "Schedule Appointment"



6. Click on Career Center Counseling and then choose the reason for your appointment. Then click "Continue".



7. Pick a time and select "Continue"



8. Choose a location and please leave your phone number in the "tell us more text box", so we can contact you. Lastly Click "CONFIRM" to finish booking your appointment



****Length of appointment will depend on reason of meeting and counselors schedule. Some meeting durations will be for 15 mins, 30 mins, 45 mins, or 1 hour. ****